

# Generate your list of health and dental care expenses



GROUP  
INSURANCE

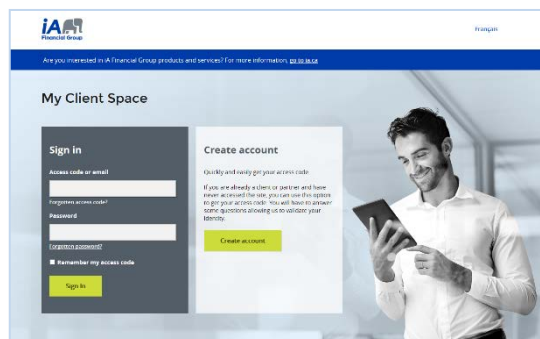
## My Client Space

Go to [ia.ca/myaccount](http://ia.ca/myaccount) to access your group insurance plan.

1

Enter your access code and password, and click on **Sign In**.

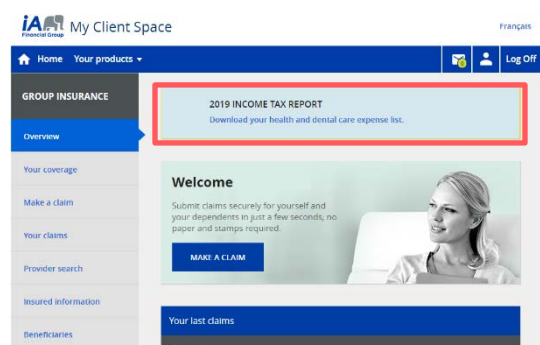
If you have never signed in to My ClientSpace, click on **Create account** and follow the instructions.



2

In the **Overview** section, click on the banner **2019 INCOME TAX REPORT**. This will generate the list of all claims submitted and paid for your income tax return, which you can print or save. You must declare the **Total excluded** amounts.

You can also always access this list in the *Forms and documents* section, in the left-hand menu.

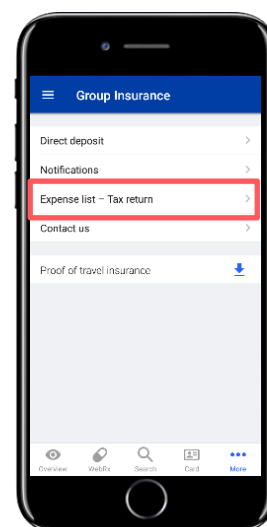


## iA Mobile

1

The list of expenses can be found in the **More** section in the iA Mobile menu bar.

If you have not yet downloaded iA Mobile, go to [ia.ca/iamobile](http://ia.ca/iamobile) and follow the instructions.



**iA Financial Group Customer Service**  
1-877-422-6487



INVESTED IN YOU.