



MULTI-FACTOR AUTHENTICATION (MFA) – ADVISOR APPLICATIONS



SMS Authentication Method
Installation Guide



SMS AUTHENTICATION METHOD

When you first log into the Advisor Centre, you will be prompted to set up multi-factor authentication (MFA).

SET-UP TAKES JUST A FEW MINUTES

Step 1

When you click on the Advisor Centre link, you will be redirected to the login page, where you will be asked to enter your **username**.

The screenshot shows the 'ADVISOR CENTRE' login page. At the top, there is an information icon and a message: 'The visual changes we have made in no way affect your online experience. Sign in using your regular username and password.' Below this is a 'Username' label and an input field with a red arrow pointing to it. A blue 'Next' button is positioned below the input field. At the bottom of the form, there is a link for 'Forgot your username?' and a 'Create an account' button.

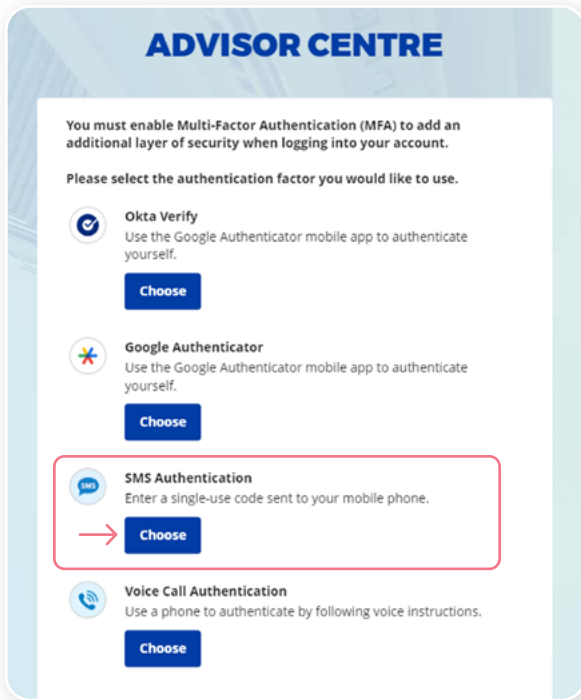
Step 2

Enter your **password**.

The screenshot shows the 'ADVISOR CENTRE' login page with the username field filled in. Below the username field is a 'Password' label and an input field with a red arrow pointing to it and an eye icon for toggling visibility. A blue 'Next' button is positioned below the input field. At the bottom of the form, there is a link for 'Forgot your password?' and a link for 'Back to login page'.

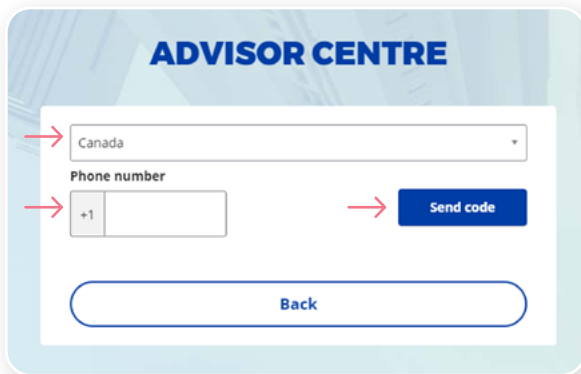
Step 3

Click on the **Choose** button in the SMS Authentication section.



Step 4

Next, you will be asked to select the country and enter the phone number where you wish to receive your security codes. Then, click on the Send Code button.



Step 5

Once you have received the unique security code, you will need to **enter the code** provided and click on **Next**.

ADVISOR CENTRE

Canada

Phone number

+1 15819994227 **Sent**

Enter Code

Next

Back

Step 6

You have now completed the SMS Authentication set-up and will be redirected back to the configuration page. You can choose to configure an additional MFA method or click on **Finish** to continue to your Advisor Centre.

ADVISOR CENTRE

You can configure any additional optional factor or click finish

Enrolled factors

- Okta Verify ✓
- Google Authenticator ✓
- SMS Authentication ✓


Additional optional factors

- Voice Call Authentication
Use a phone to authenticate by following voice instructions.
Choose

Finish



Going forward, when you log into the Advisor Centre, you may be **prompted to provide a unique security code**, which will be sent through SMS (text message).



F13-1235A(23-06)

INVESTED IN YOU.

iA Financial Group is a business name and trademark of
Industrial Alliance Insurance and Financial Services Inc.

ia.ca