



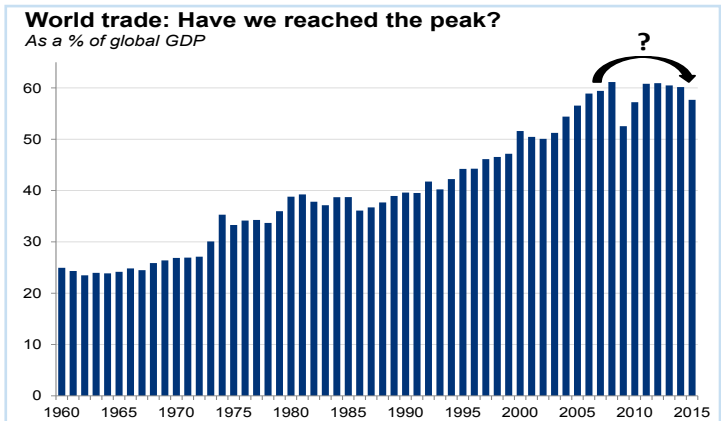
Sébastien Mc Mahon, MEcon., PRM, CFA
Frédéric Gagnon, MFin

economics@ia.ca or ia.ca/economy

Protectionism is back

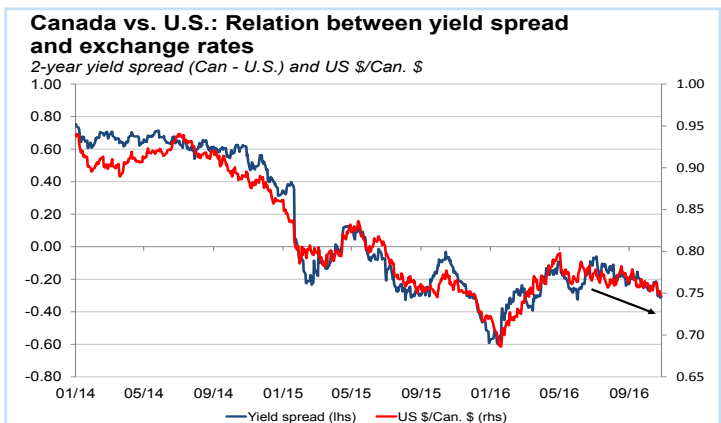
World

The opening of borders has contributed substantially to the acceleration of world economic growth in the last few decades, such that trade now accounts for more than 55% of global GDP. However, the recent rise in protectionist movements seen over the last few months in Europe (result of the British referendum) and in the United States (opposition to the Trans-Pacific Partnership) could upset the applecart and act as a headwind to economic growth in the coming months.



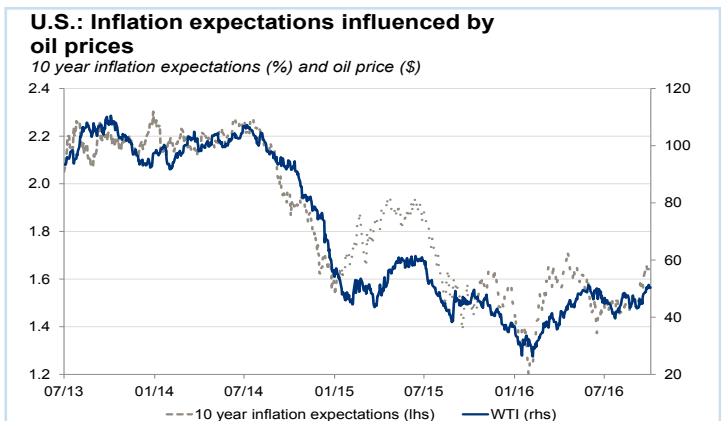
North America

The Bank of Canada has lowered its forecast for Canadian economic growth for both this year (1.1% vs. 1.3%) and 2017 (2.0% vs. 2.2%). The BoC is concerned by the weakness in exports and investments by Canadian businesses. On the other side of the border, the U.S. economy appears ready to support a second increase in its key interest rate in the very near future. This difference in tone between the two central banks has weighed on the Canadian dollar over the last few months.



Financial markets

The desire within the Organization of the Petroleum Exporting Countries (OPEC) to cooperate on a possible production cut has helped raise inflation expectations in the United States over the last few weeks. The effect has manifested itself in the yield on the benchmark 10-year U.S. Treasury note, which went from 1.59% to 1.85% in October. More positive economic data in Europe and increased expectations of a rate hike by the Federal Reserve this coming December also contributed to this movement in rates.



Total Return Reference indexes²

Returns as at October 31, 2016

	Simple returns ¹			Compound annual returns			
	1 month %	3 months %	YTD %	1 year %	3 years %	5 years %	10 years %
Indexes related to Income Funds							
FTSE TMX Canada 91 Day T-Bill Index	0.1	0.1	0.4	0.5	0.7	0.8	1.5
FTSE TMX Canada Short Term Bond Index	0.0	0.3	1.6	2.1	2.4	2.3	3.7
FTSE TMX Canada Universe Bond Index	(0.9)	(0.6)	4.3	5.6	5.3	4.3	5.1
S&P/TSX Capped Income Trusts (Total Return)	(2.0)	(6.1)	12.6	10.4	8.6	9.0	8.9
SB - World Government Bonds (Can. \$)	(1.3)	(1.0)	3.9	8.6	9.0	6.1	5.5
Indexes related to Canadian Equity Funds							
S&P/TSX 60	1.4	3.2	16.5	12.7	7.4	7.7	5.0
S&P/TSX Completion Index	(1.6)	(1.1)	16.8	12.8	4.3	5.1	4.6
S&P/TSX Composite Index	0.6	2.1	16.5	12.7	6.6	7.0	4.8
S&P/TSX Capped Composite Index	0.6	2.1	16.5	12.7	6.6	7.0	4.8
S&P/TSX SmallCap. Index	(2.6)	(3.2)	30.7	26.5	4.4	2.3	1.7
Indexes related to U.S. & International Equity Funds							
S&P 500 (Can. \$)	0.3	1.1	2.5	7.1	18.3	20.6	8.6
S&P 500 (Can. \$) (Reuters)	0.1	1.1	2.1	7.1	18.3	20.6	8.6
MSCI - World (Can. \$)	0.2	1.4	0.2	3.7	12.9	15.8	5.7
MSCI - EAFE (Can. \$)	0.1	2.0	(3.5)	(0.9)	7.3	11.5	3.0
MSCI - EAFE (Can. \$) (Reuters)	(0.1)	2.0	(3.9)	(0.9)	7.3	11.5	3.1
MSCI - Europe (Can. \$)	(1.1)	0.6	(5.8)	(4.6)	6.0	11.4	3.2
Index related to Specialty Funds							
MSCI - AC Asian Pacific Free (Can. \$)	1.7	5.6	4.5	8.9	10.8	12.1	5.0
MSCI - Emerging Markets (Can. \$)	2.4	7.0	13.0	12.3	6.9	7.1	5.7
MSCI - World Health Care (Can. \$)	(4.9)	(8.7)	(12.4)	(6.8)	14.2	18.7	7.3
NASDAQ 100 (Can. \$)	0.6	4.3	1.2	5.8	22.2	22.4	12.7
S&P/TSX Capped REIT Index	(2.4)	(7.7)	14.1	9.1	6.3	6.8	6.5
Exchange Rate (Can. \$ / US \$)							
As at October 31, 2016: 1.3403	2.2	2.8	(3.2)	2.4	8.7	6.2	1.8
Exchange Rate (US \$ / Can. \$)							
As at October 31, 2016: 0.7461	(2.1)	(2.7)	3.3	(2.4)	(8.0)	(5.8)	(1.8)

¹ The rates for the period are non-annualized.

² Please refer to the Legal Notices on page 3 for more information about these Indexes.

Legal Notices

Industrial Alliance, Investment Management Inc. is an affiliate of iA Financial Group and is authorized by the Index Providers (as defined below) to use the indexes and trademarks referred to in iA Financial Group's publications. All rights in the indexes vest in the Index Providers and/or their respective licensors.

S&P Dow Jones Indices LLC, FTSE International Limited, FTSETMX Global Debt Capital Markets Inc., Frank Russel Company, MSCI Inc., Citigroup Index LLC and Nasdaq OMX Group Inc. is each an "Index Provider". The funds offered by iA Financial Group are not sponsored, endorsed, issued, sold or promoted by the Index Providers and/or their respective licensors. The latter shall bear no liability whatsoever with respect to any such funds and underlying data contained herein. Index Providers and/or their licensors make no express or implied warranties with respect to the funds, nor do they make any representation regarding the advisability of investing in the funds. No further distribution or use of the Index Providers' Data is permitted without their express written consent.

Financial and economic publications of iA Financial Group are not written, reviewed or approved by the Index Providers. Holders should refer to the relevant documents of each Index Provider for more information on any index.

Attributions


FTSE

Where FTSE indexes are used or referenced: FTSE International Limited ("FTSE") © FTSE [2016]. FTSE® is a trade mark of the London Stock Exchange Group companies and is used by FTSE under licence. "NAREIT®" is a trade mark of the National Association of Real Estate Investments Trusts and "EPRA®" is a trade mark of European Public Real Estate Association and all are used by FTSE under licence. "TMX" is a trade mark of TSX Inc. and is used under licence.

Economic and Financial Statistics as at October 31, 2016

	As at 2016-10-31 ¹	As at 2015-12-31
Canada - Unemployment rate	7.0%	7.1%
Canada - CPI (year/year variation)	1.3%	1.4%
Canada - GDP (year/year variation)	1.3%	-0.2%
U.S. - Unemployment rate	4.9%	5.0%
U.S. - CPI (year/year variation)	1.5%	0.5%
U.S. - GDP (year/year variation)	1.5%	2.1%
2-year Canada Bonds	0.55%	0.48%
10-year Canada Bonds	1.20%	1.40%
Oil (West Texas) (\$US)	46.9	37.2
Gold (\$US)	1,273.9	1,062.4
CRB Commodities Index (\$US)	186.3	176.1
Exchange rate \$CA/\$US	1,3410	1.3841

¹ Most recent data available at such date



ia.ca

iA Financial Group is a business name and trademark of
Industrial Alliance Insurance and Financial Services Inc.

INVESTED IN YOU.