


# Weekly economic review

Sébastien Mc Mahon, CFA

11/03/17



INVESTED IN YOU.

# A look at this week's markets

At the close on Thursday



## Canadian Bonds (total return)

		<i>Year-to-date</i>
FTSE TMX Universe	0.45%	2.25%
FTSE TMX Long	1.08%	5.54%
Corps	0.39%	3.15%

## Equities (total return)

S&P/TSX	0.44%	7.23%
S&P 500	-0.03% (-0.02% CAD)	17.13% (11.62% CAD)
EAFE	1.18% (1.19% CAD)	22.48% (16.72% CAD)
MSCI Emerging	1.54% (1.55% CAD)	30.74% (24.59% CAD)

## Other (WTD change)

			<i>Year-to-date</i>
Oil (WTI)	54.54 \$	1.19%	1.53%
USD/CAD	0.7807 \$	-0.01%	4.93%
Gold	1 276.13 \$	0.22%	11.21%

# What caught our eye this week

---

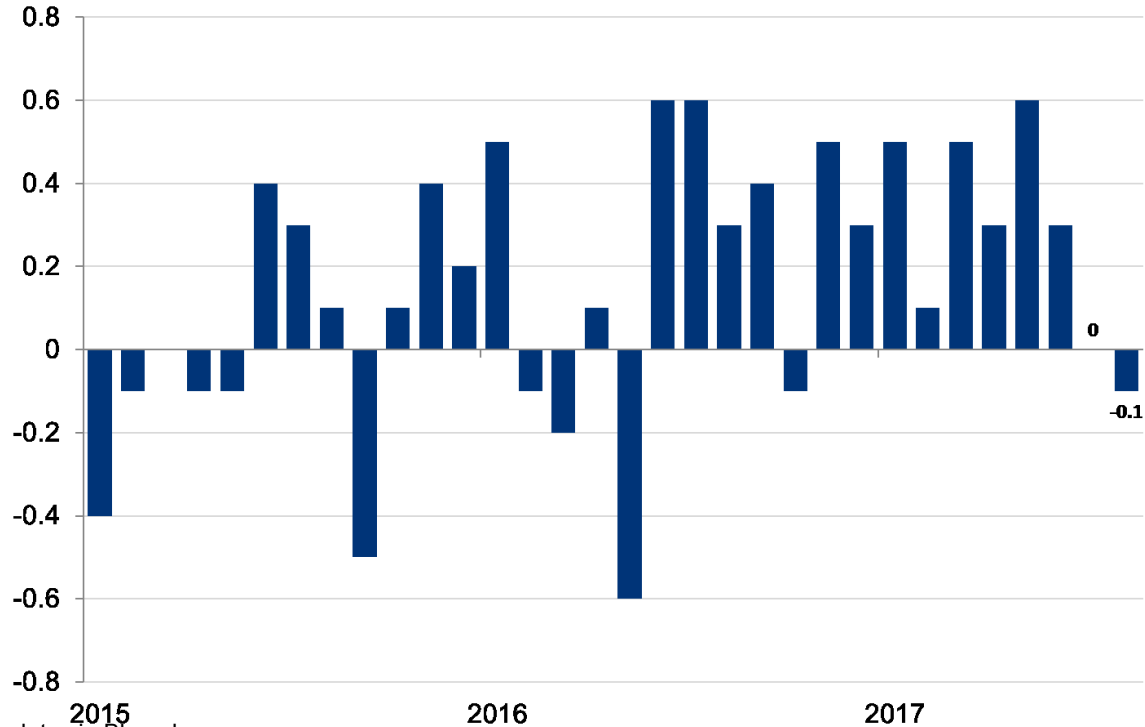
- ▶ Canada:
  - ▶ GDP growth stalling since June
  - ▶ A very strong month for the labour market
- ▶ U.S.:
  - ▶ Employment is rebounding following the hurricanes

# Canada:

No growth since June

## Canada: GDP growth stalled since June

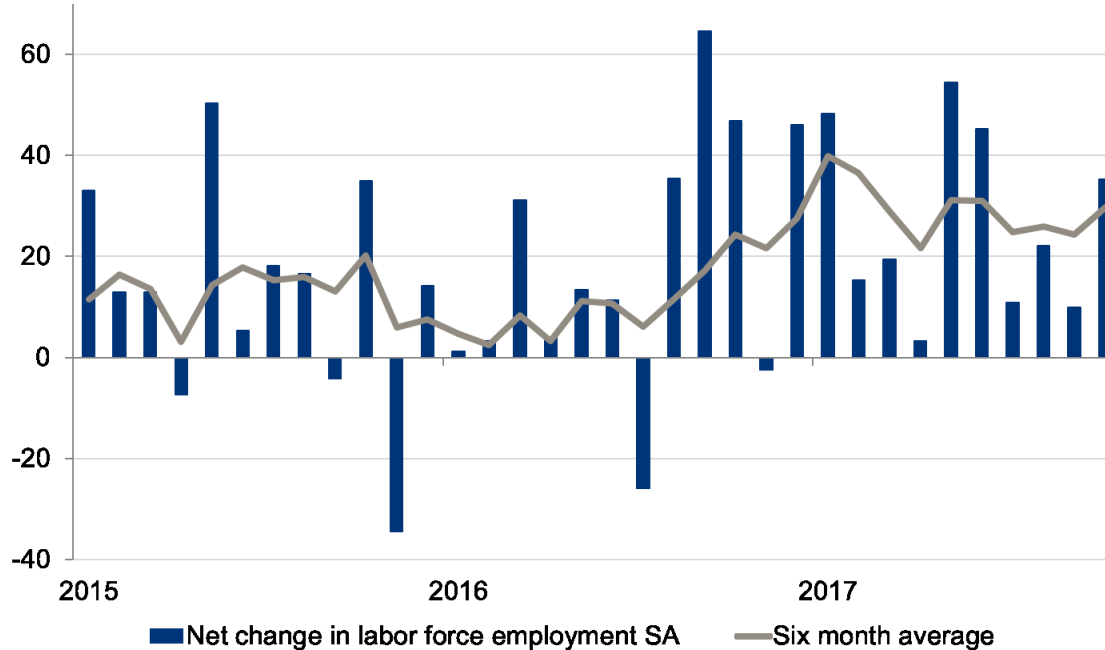
Monthly GDP variation, %



# Canada:

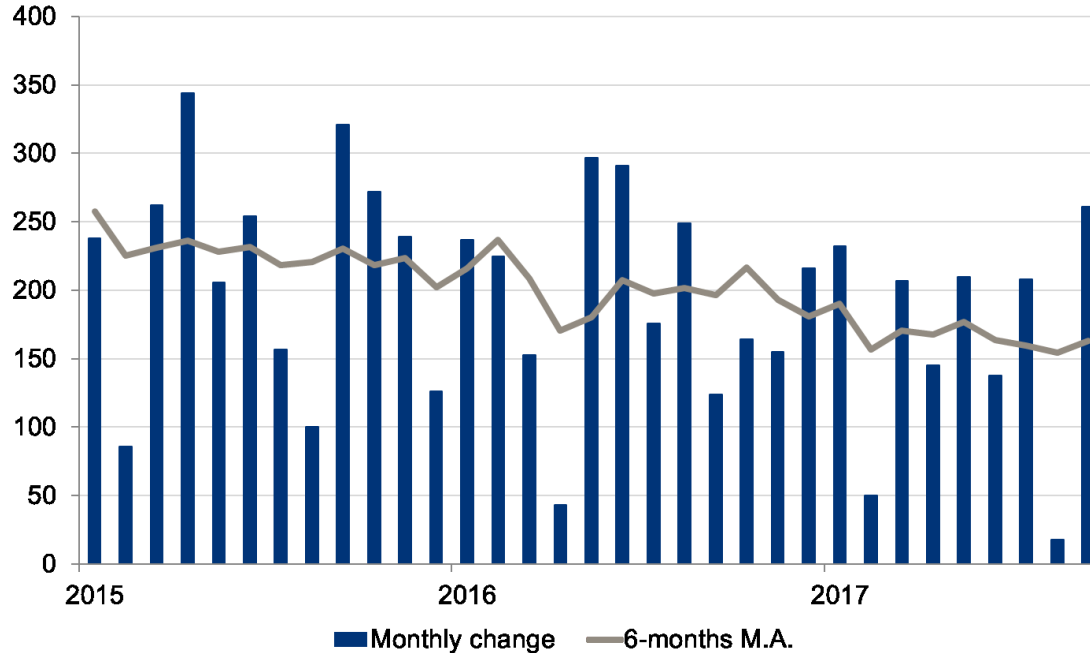
A very strong month for Canada's labour market

## Canada: Monthly Change in Labor Force Employment 000s



### Monthly change in Non-Farm Payroll Employment

000s



# What we'll be watching next week

---

- ▶ Canada:
  - ▶ Housing Starts (last month : 217.1K in September)
  - ▶ Building Permits (last month: -5.5% MoM in August)
  - ▶ New Housing Price Index (last month: +3.8% YoY in August)
- ▶ U.S.:
  - ▶ JOLTS Job Openings (last month: 6082 in August)



## To contact us

[economics@ia.ca](mailto:economics@ia.ca)

[www.ia.ca/economy](http://www.ia.ca/economy)